












TERMINAL POLICY

-  No personal vehicles are permitted on the terminal property.
-  No passengers/guests are permitted to enter property with haul-away driver and/or company equipment.
-  Customer vehicles will be operated in accordance with the MVHM
-  Terminal Speed Limit is 15 MPH.
-  Comply with all designated traffic patterns, including stop signs/bars.
-  Smoking is permitted in designated areas only – within 50 feet of office.
-  Do not start and/or move a vehicle with damage greater than or equal to a severity 3. Damage must first be verified by TDSI or CSX.
-  Damaged unit(s) should never be placed back in bay or rail car. Associated company is liable for claims for damages caused by the driver.
-  Driver is required to submit company trip ticket and associated Vintelligent ticket to Security Officer. Full signature of driver must accompany trip ticket.
-  All equipment and paperwork will be thoroughly verified for accuracy by Security Company prior to authorizing departure of driver.
-  Any exception to this policy will delay the departure of the driver and equipment.